

Reggio Summer Book Club

Hot Rod Hamster and the Wacky Whatever Race! by Cynthia Lord

Dear Families:

This summer our school will be embarking on a special project, adapted from an all-school book club called **One School, One Book**[™]. Every family with a student in PreK will receive a copy of the same book – Cynthia Lord's *Hot Rod Hamster and the Wacky Whatever Race!*– and will be asked to read it together at home over the summer. We are personally asking you to make the time so that your family can participate in this special activity.

Reading aloud at home is valuable because it better prepares your child to be an effective reader, and it is also a fun, worthwhile family activity. With the **One School, One Book**[™] program, we aim to build a Community of Readers at our school. Everyone – students, parents, teachers, even administrative staff will all be following along together.

Your child will receive a copy of *Hot Rod Hamster and the Wacky Whatever Race!* at a special grade-wide assembly introducing the program and the book. Generally, you will be asked to read about 10 minutes each night.

Your child will be invited to post selfies of themselves with “Flat” Humphrey and write about their adventures on See Saw. You will soon find that your child will take pride in knowing and anticipating the details of the story. Our goal is that throughout the summer, everyone will be talking about *Hot Rod Hamster and the Wacky Whatever Race!*

One School, One Book[™] is a novel program in that all PreK children will be listening to their parents read the same book. Reading professionals recommend reading material out loud that is beyond a child's own reading level. We also believe that you can and should continue reading chapter books with your older children, even when they are able to read by themselves. We have selected a title that can be followed and understood and enjoyed by younger students, but will still captivate and stimulate older children.

We know that you'll enjoy this special reading time with your children. We hope to talk with both you and your student about the adventures of Hot Rod Hamster. In the fall, we will be creating a bulletin board with all the pictures that students post of their summer adventures with “Flat” Humphrey as well as a map of all the places he has visited.

"When a whole school reads a book, there's a lot to talk about." With your help, we can build a Community of Readers at our school.

Attached are the directions for joining the summer See Saw class and QR code.

– The Reggio Literacy Team, Mrs. Amato & Mrs. Drake

Pre K - Reggio Summer Book Club



Getting Started with Seesaw

For classroom/home use only. Do NOT post on social media.

STEP 1:

Downloading the Seesaw Class app

- Download the Seesaw Class app  to your phone or mobile device.

IMPORTANT NOTE: You may already have the Seesaw FAMILY app  downloaded. However, it is IMPORTANT to note that in order to participate in the summer book club, you **MUST** download the Seesaw CLASS app .

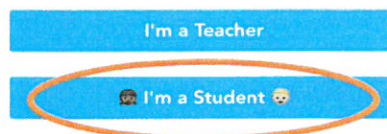
Please do not delete the FAMILY app, as you will use it again when the new school year begins.

STEP 2:

Signing into the Seesaw Class app

Open the Seesaw Class app. Or go to <https://app.seesaw.me> on your computer.

Choose "I'm a Student".



Scan this QR Code.



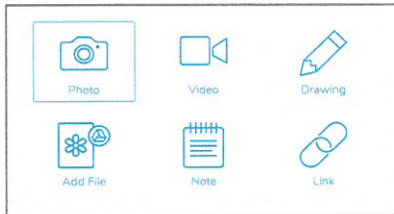
See reverse side



STEP 2:

Instructions for posting items in the Seesaw Class app

1. Click the  symbol to add a new item.


2. Choose the type file to be added (photo, video, note, etc.)



3. Click the check mark  once to review the item and then once again  to save.

4. Choose the check mark next to the icon and your name



5. Click the check mark  one final time to submit for teacher approval.

Every SINGLE item will be reviewed and approved by a teacher **before** it is posted to Seesaw.

If you have any questions or concerns, please contact:

Mrs. Drake, kdrake@crec.org or Mrs. Amato, bamato@crec.org.